

INSTAGRAM—HOW TO CREATE AN ACCOUNT

Link to <https://help.instagram.com/155940534568753>

1) Download the Instagram app from the app store and launch the application

2) Click 'Sign up'


Instagram

Password

Log In

Forgot your login details? [Get help signing in.](#)

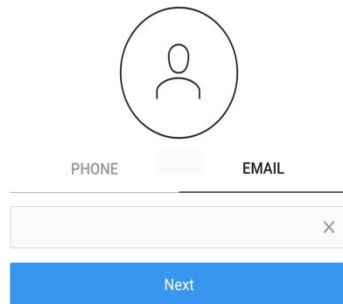
OR

 [Log in with Facebook](#)

Don't have an account? [Sign up.](#)

INSTAGRAM

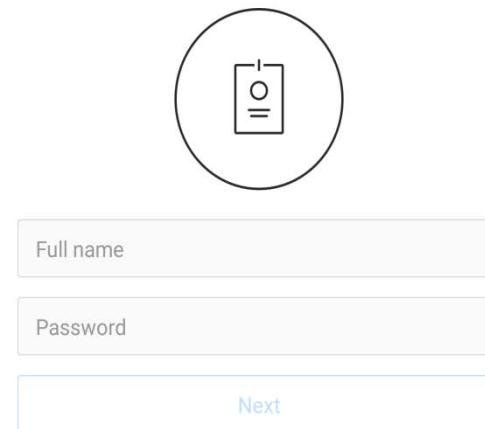
3) Enter your phone number or email address and click 'Next'



The screen features a circular icon of a person at the top. Below it are two radio buttons labeled 'PHONE' and 'EMAIL'. A text input field is positioned below the radio buttons, containing a small 'x' icon on the right side. A blue button labeled 'Next' is located at the bottom of the form.

Already have an account? [Log in.](#)

4) Fill in your name and create a password, then click 'Next'



The screen features a circular icon of a document with a checkmark at the top. Below it are three input fields: 'Full name', 'Password', and a blue button labeled 'Next'.

INSTAGRAM

5) Enter your username, following the naming convention: FirstInitialLastNameMKIBC

Ex: @dlowesMKIBC

6) Review the Terms and Privacy Policy, then click 'Next'

CREATE USERNAME

Add a username or use our suggestion. You can change this at any time.

Your contacts are periodically synced and stored on our servers. To remove contacts, go to Settings and disconnect. [Learn More.](#)

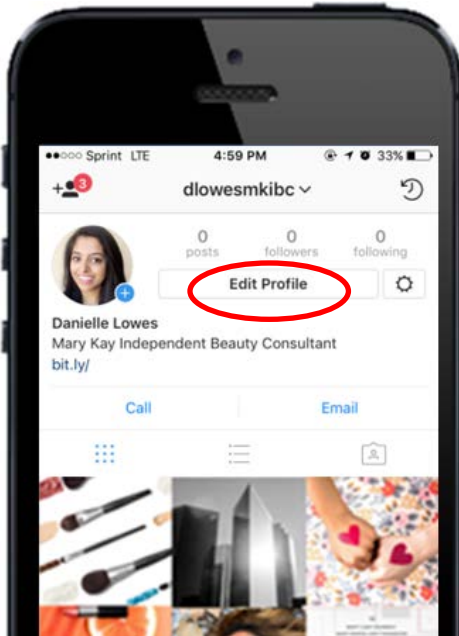
Next

[Continue without syncing contacts](#)

By signing up, you agree to our [Terms & Privacy Policy](#).

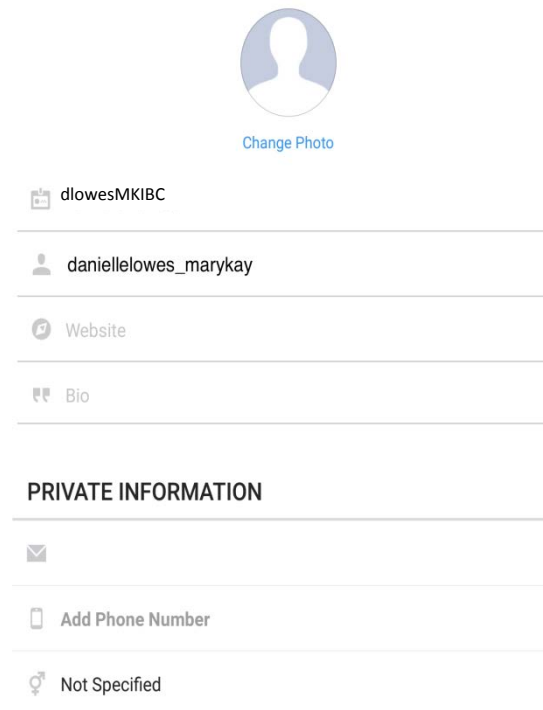
INSTAGRAM

7) Tap 'Edit profile'



8) Add a profile picture and link to your Mary Kay Page and bio

Click the check mark in the upper right corner when you are finished



Create your INSTAGRAM business account

Link to <https://help.instagram.com/1682672155283228>

If you already have an Instagram account, switching between your personal and business accounts is very easy!

1) Click the bottom right icon to view your profile

2) Launch the Options menu

3) Click "add account" and enter your log in credentials to sign in

4) Click the down arrow to toggle between accounts

