








# FLAWLESS FACE CONVERSION CHART

							
<b>TimeWise® Matte &amp; Luminous Foundations</b>	<b>CC Cream SPF 15</b>	<b>Crème-to- Powder Foundation</b>	<b>Perfecting Cocnealer®</b>	<b>Silky Setting Powder</b>	<b>Sheer Mineral Pressed Powder</b>	<b>Translucent Loose Powder</b>	
Ivory C 100	Very Light	Ivory 1	Light Ivory	Light Ivory	Ivory 1	Translucent	
Ivory C 110				Light-Medium Ivory/Medium Ivory			
Ivory W 120**				Medium Ivory			
Ivory W 130			Deep Ivory	Light-Medium Ivory/Medium Ivory	Ivory 2		
Ivory N 140		Medium Ivory/Deep Ivory					
Ivory W 150		Ivory 2					
Ivory N 160		Ivory 3	Light Beige	Deep Ivory/Light Beige	Beige 1		Translucent
Beige W 100		Beige 1		Light-Medium Beige			
Beige C 110				Light Beige/Light Medium Beige			
Beige C 120		Ivory 1		Light-Medium Beige/Deep Beige			
Beige C 130	Beige 1						
Beige C 140	Beige 2	Ivory 5 Beige 2	Light-Medium Beige/Deep Beige	Beige 2			
Beige N 150					Ivory 3		
Beige W 160	Medium-to-Deep	Beige 2	Deep Beige	Medium Beige/Deep Beige	Bronze 1		
Beige C 170*				Beige 3		Deep Beige/Light Bronze	
Beige W 180		Beige 4	Bronze 1	Light Bronze	Light Bronze/Light-Medium Bronze	Beige 2	
Beige N 190					Beige 4		Medium Bronze/Deep Bronze
Beige N 200*					Beige 6		Deep Bronze
Beige N 210					Beige 2		Bronze 2
Beige C 220	Beige 2						
Bronze W 100	Deep	Bronze 1	Light Bronze	Medium Bronze/Deep Bronze	Bronze 1		
Bronze W 110*				Beige 2		Deep Bronze	
Bronze W 120*		Bronze 1	Bronze 1	Light Bronze	Light Bronze/Light-Medium Bronze	Bronze 2	
Bronze W 130					Medium Bronze/Deep Bronze		
Bronze W 140*					Deep Bronze		
Bronze W 150					Medium Bronze/Deep Bronze		
Bronze C 160	Very Deep	Bronze 3 Bronze 4	Deep Bronze	Deep Bronze			
Bronze C 170				Medium Bronze/Deep Bronze			
Bronze C 180*		Bronze 5					

\*Available in matte formula only

\*\*Available in luminous formula only

Please note this is a general guide.