



















# FLAWLESS FACE CONVERSION CHART

							
<b>TimeWise® Matte 3D Foundation</b>	<b>TimeWise Matte-Wear® Foundation</b>	<b>Creme-To- Powder Foundation</b>	<b>Mineral Powder Foundation</b>	<b>Sheer Mineral Pressed Powder</b>	<b>CC Cream SPF 15</b>	<b>Perfecting Concealer™</b>	<b>Translucent Loose Powder</b>
Ivory C 100	Ivory 1	Ivory 1	Ivory 0.5	Ivory 1	Very Light	Light Ivory	Translucent
Ivory C 110	Ivory 3	Ivory 1	Ivory 0.5 Ivory 1	Ivory 1	Very Light	Light Ivory	Translucent
Ivory W 120	Ivory 4	Ivory 1	Ivory 0.5 Ivory 1	Ivory 2	Very Light	Light Ivory	Translucent
Ivory W 130	Ivory 5 Ivory 2	Ivory 1	Ivory 1	Ivory 2	Very Light	Deep Ivory	Translucent
Ivory N 140	Ivory 6	Ivory 2	Ivory 2 Beige 0.5	Ivory 2	Very Light	Deep Ivory	Translucent
Ivory W 150		Beige 1	Beige 1	Ivory 2	Very Light	Deep Ivory	Translucent
Ivory N 160	Ivory 7	Ivory 3	Ivory 2	Beige 1	Very Light	Deep Ivory	Translucent
Beige W 100	Beige 2	Beige 1	Beige 0.5 Ivory 2	Beige 1	Very Light	Light Beige	Translucent
Beige C 110	Beige 3 Ivory 7	Beige 1	Ivory 2	Beige 1	Very Light	Light Beige	Translucent
Beige C 120	Beige 1	Ivory 1	Ivory 2 Beige 0.5	Beige 1	Light-to-Medium	Light Beige	Translucent
Beige C 130		Beige 1	Beige 1	Beige 1	Light-to-Medium	Light Beige	Translucent
Beige C 140		Beige 2	Beige 1	Beige 1	Light-to-Medium	Light Beige	Translucent
Beige N 150	Beige 4	Beige 2	Beige 1	Beige 1	Light-to-Medium	Light Beige	Translucent
Beige W 160		Ivory 5 Beige 2	Beige 0.5 Beige 1	Beige 1	Medium-to-Deep	Light Beige	Translucent
Beige C 170		Ivory 3	Beige 0.5 Beige 1	Beige 1	Medium-to-Deep	Light Beige	Translucent
Beige W 180	Beige 5	Beige 2	Beige 1 Beige 1.5	Beige 2	Medium-to-Deep	Light Beige	Translucent
Beige N 190	Beige 6	Beige 2	Beige 1	Beige 2	Medium-to-Deep	Light Beige	Translucent
Beige N 200		Beige 2	Beige 1	Beige 2	Medium-to-Deep	Light Beige	Translucent
Beige N 210	Beige 7	Beige 3	Beige 1	Beige 2	Medium-to-Deep	Light Beige	Translucent
Beige C 220	Beige 8	Beige 4	Beige 1.5	Beige 2	Medium-to-Deep	Light Beige	Translucent
Bronze W 100		Beige 6	Beige 1 Beige 2	Bronze 1	Medium-to-Deep	Deep Beige	Translucent
Bronze W 110		Beige 2	Beige 1.5 Beige 2	Beige 2	Medium-to-Deep	Deep Beige	Translucent
Bronze W 120	Bronze 1	Bronze 1	Bronze 1	Bronze 1	Deep	Deep Beige	Translucent
Bronze W 130		Bronze 1	Bronze 1 Bronze 2	Bronze 1	Deep	Light Bronze	Translucent
Bronze W 140	Bronze 2 try this shade	Bronze 2	Bronze 2	Bronze 1	Deep	Light Bronze	Translucent
Bronze W 150	Bronze 3 try this shade	Bronze 1	Bronze 2 Bronze 3	Bronze 2	Deep	Light Bronze	Translucent
Bronze C 160	Bronze 5 Bronze 4 try this shade	Bronze 3	Bronze 4	Bronze 2	Deep	Deep Bronze	Translucent
Bronze C 170	Bronze 7 Bronze 6 try this shade Bronze 8 try this shade	Bronze 3 Bronze 4	Bronze 5	Bronze 2	Very Deep	Deep Bronze	Translucent
Bronze C 180		Bronze 5	Bronze 5	Bronze 2	Very Deep	Deep Bronze	Translucent

Please note this is a general guide; we recommend using the Foundation Finder Tool and stripe test on the jawline for shade matching